

























GRADE R


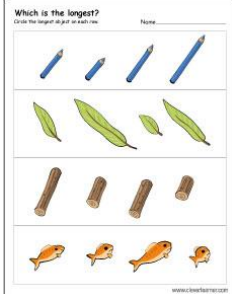


WEEK



THEME:

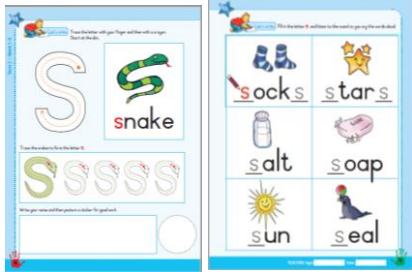


SOUND



DATE: 11 - 15/05/2020




MATHEMATICS	ACTIVITY	GRADE R DBE WORKBOOK 2																
	ACTIVITY 1    COUNTING    NUMBERS, OPERATIONS & RELATIONSHIPS																	
	<ul style="list-style-type: none"> <li>• Estimate and Rote count from 1-7 (rhymes and songs)</li> <li>• <b>Knows</b> the number <b>symbols</b> and <b>recognize</b> number <b>names</b> 1 to 4</li> <li>• Count backwards and forwards from 1 to 4</li> </ul> <p>Activity sheet:</p> <p>Cut out the number names, number symbols, number dots and pictures and match them together</p>	<p>*****</p> <p>Counting Game Numbers 1 to 4</p> <table border="1" data-bbox="1736 758 2072 1157"> <tbody> <tr> <td>one</td> <td>1</td> <td></td> <td></td> </tr> <tr> <td>two</td> <td>2</td> <td></td> <td></td> </tr> <tr> <td>tree</td> <td>3</td> <td></td> <td></td> </tr> <tr> <td>four</td> <td>4</td> <td></td> <td></td> </tr> </tbody> </table> <p><i>Cut out the number names, number symbols, number dots and pictures and match them together</i></p> <p>*****</p>	one	1			two	2			tree	3			four	4		
one	1																	
two	2																	
tree	3																	
four	4																	

	<b>ACTIVITY 2 FEW AND MANY NUMBERS ,OPERATIONS &amp; RELATIONSHIPS</b>	
	<p>Reinforce or emphasize concepts of “<b>many</b>” and “<b>few</b>”.</p> <p>Turn to page 34 of DBE Workbook 2            Discuss the picture and ask the child how <b>many</b> boys/girls/cats are in the picture?            Use different questions to emphasize “<b>many</b>” and “<b>few</b>”.</p>	
	<b>ACTIVITY 3 MEASUREMENT</b>	
	<p>Activity: Identify the longest and shortest objects:</p> <p>Let the child circle with a crayon the longest/shortest object.            Pack out crayons (long and short crayons) let the child identify the longest/shortest crayons.</p>	
	<b>ACTIVIY 4 PUZZLE SPACE AND SHAPE</b>	
	<p>Use page 31 of the DBE Workbook.</p>  <ul style="list-style-type: none"> <li>• Cut out and build the 6 piece puzzle.</li> </ul>	<p>Use any picture from a magazine and cut it into <b>12</b> blocks. Let the child build the puzzle.</p> 

HOME LANGUAGE	ACTIVITY 1 LISTENING AND SPEAKING	
	<p><b>Discussion</b></p> <p>Turn to page 37 of the DBE Workbook 2</p> <ul style="list-style-type: none"> <li>• Discuss each picture with the child.</li> <li>• Ask the child what sound does it make?</li> <li>• The child makes the sounds. Use vocabulary like loud/soft.</li> </ul> <p>Read the story of the four Warthog's and discuss. Let the child retell the story.</p>	 <p>The screenshot shows a digital storybook page with the title 'Four little warthogs'. It features several illustrations of warthogs and a lion. The text on the page describes a story where Mother Warthog and her three babies go to find food, but they are chased by a lion. They hide in a hole, and eventually, Mother Warthog and the lion are together. The story ends with the warthogs eating bananas under a tree.</p>
	ACTIVITY 2 EMERGENT WRITING	
	<p>Turn to page 8 of the DBE Workbook 2</p> <ul style="list-style-type: none"> <li>• The child traces the sound first with his/her finger and then with a crayon.</li> <li>• The child can use playdough to form the sound.</li> <li>• Write your name on page 8 (starting from left to right)</li> </ul>	 <p>The screenshot shows a worksheet for tracing the letter 'S'. It features a large 'S' with a dotted line for tracing and a snake illustration. Below the 'S' is a box for writing the word 'snake'. The text on the page says 'Trace the letter with your finger and then with a crayon. Start at the dot.' and 'Write your name and then paste in a sticker for good work.'</p>

	<b>ACTIVITY 3 PHONEMIC AWARENESS</b>	
	<p>Use page 8 &amp; 9 of DBE Workbook 2</p> <p>The (s) sound:</p> <ul style="list-style-type: none"> <li>• Introduce the s sound to the child.</li> <li>• Let the child name word that starts with the <b>s</b> sound like: <b>sun, snake, snow</b></li> <li>• The child traces the sound first with his/her finger and then with a crayon.</li> <li>• The child can fill in the letter s and listen to the sound as he/she say the words aloud</li> </ul>	
<b>LIFE SKILLS</b>	<b>ACTIVITY 1 BEGINNING KNOWLEDE AND PERSONAL WELL-BEING</b>	
	<p><b>Discussion</b></p> <ul style="list-style-type: none"> <li>• Discuss with the child the weather of the day; sunny/windy/rainy.</li> <li>• Discuss the sounds we hear when it rains, thunder, wind blows.</li> <li>• Talk about the body part “ears” that let us hear different sound.</li> <li>• We must look after our ears.</li> </ul>	
	<b>ACTIVITY 2 PERFORMING ARTS</b>	
	<ul style="list-style-type: none"> <li>• Sing the weather song on page 46 of the DBE Workbook 2.</li> <li>• Dramatize the song by doing some actions, clapping hand loud and softly.</li> </ul>	
	<b>ACTIVITY 3 PHYSICAL EDUCATION</b>	
	<p>Play outside:</p> <ul style="list-style-type: none"> <li>• The child can run outside and jumping over and under obstacles, crawling and climbing.</li> <li>• Use a ball to do different activities.</li> </ul>	

MATHEMATIKA	ISIHLOKO :ISANDI	INCWADI YOKUSEBENZA YESI-2
	UMSEBENZI 1 UKUBALA AMANANI IOPERAYISHINI NOLWALAMANO	
	<ul style="list-style-type: none"> <li>• Qikelela uze ubale usuke ku-1 ukuya ku-7 (usebenzisa isicengcelezo/ingoma yokubala)</li> <li>• Yazazi, uqaphele isimboli zamanani, uqaphele namagama amanani ukusuka ku-1-4</li> <li>• Bala usiya phambili usuke ku-1 ukuya ku-4</li> <li>• Bala ubuya umva usuke ku-4-1</li> </ul> <p>Iphepha lokusebenza:</p> <p>Sika amagama amanani, isimboli zamanani, amachokoza amanani, imifanekiso uzitshatise.</p>	
	UMSEBENZI 2 MBALWA NO NINZI AMANANI IOPERAYISHINI NOLWALAMANO	
	<p>Bethelela ulwazi luka "mbalwa no "ninzi".</p> <p>Tyhila kwiphepha 34 lwencwadi yesibini yokusebenzela.</p> <p>Xoxa ngomfanekiso, ubuze umntwana ukuba mangaphi amakhwenkwe/amantombazana/iikati emfanekisweni?</p> <p>Sebenzisa imibuzo eyohlukeneyo ebonakalisa ebethelela u"ninzi no "mbalwa</p>	
	UMSEBENZI 3 UMLINGANISELO	

	<p>Umsebenzi: Qaphela ubonie eyona inde neyona imfutshane:</p> <p>Umntwana makabiyele eyona nto inde /emfutshanenge khrayoyoni. Makusetyenziswe iikrayoni ukuthlekisa u-nde,mfutshane okanye nantoni na efumaneka endlwini.</p>	
<p><b>UMSEBENZI 4 PHAZILE ISITHUBA NEMILO</b></p>		
<p>Iphapha 31 lencwadi yesi-2 yokusebenzela(DBE).</p>	 <p>Sika uze uphinde wakhe iphazile enamacwecwe ama-6</p>	<p>Sebenzisa noba ngowuphi umfanekiso kwimagazini,uwusike ubengama cwecwe ayi-12. Umntwana makakhe iphazile.</p> 
<p><b>ISIXHOSA</b></p>	<p><b>UMSEBENZI 1 UKUPHULAPHULA NOKUTHETHA</b></p>	
	<p><b>Ingxoxo</b></p> <p>Tyhila kwiphapha 37 lwencwadi yesi- 2 yokusebenzela.</p> <ul style="list-style-type: none"> <li>• Xoxa ngomfanekiso nomntwana(akubonayo/okwenekayo).</li> <li>• Yenza eyiphi ingxolo?</li> <li>• Yenza isandi uze ubiyele ngesangqa ezo zinto zingxola kakhulu.</li> </ul> <p>Funda ibali lamahodi amane.Nika umntwana ithuba lokuphinda ubalise ibali</p>	



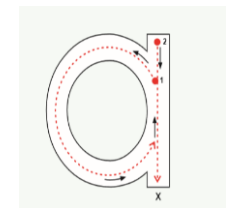
- Buza umntwana ukuba esisilwanyana sithini isandi esenzayo.
- Umntwana makenze isandi sesilwanyana. Sebenzisa isigama esinje ukukhwaza/esiphantsi.




## UMSEBENZI 2 UKUBHALA OKUPHUHLISWAYO

Tyhila kwiphepha- 17 lencwadi yesi-2 yokusebenzela.

- Cinezela isandi ngomnwe uze ugqibele ngekhayoni.
- Umntwana makasebenzise umdongwe/intlama ukwakha isandi U-a-.

Bhala igama lakho uze ubeke unonca womsebenzi omhle. (uqale ekhohlo uye ekunene).



		
<p><b>UMSEBENZI 3                    IZANDI</b></p>		
	<p>Tyhila kwiphepha le 16 no17 kwincwadi yokusebenzela yesi- 2 Isandi (a):</p> <ul style="list-style-type: none"> <li>• Yazisa isandi u-<b>a</b> emntwaneni.</li> <li>• Umntwana makabize amagama aqala ngesandi u-<b>a</b>:- <b>amasi, amanzi, amakhwenkwe.</b></li> <li>• Cinezela ngomnwe isandi u-a uze uphinde usicinezele ngekhayoni.</li> <li>• Umntwana makacinezele unobumba u-<b>a</b>- ngomnwe ambize xa emcinezela.</li> <li>• Makacinezele unobumba u-<b>a</b>-ngekhayoni embiza.</li> </ul>	
<p><b>IZAKHONO ZOBOMI</b></p>	<p><b>UMSEBENZI 1                    ISIHLOKO: ISANDI                    ULWAZI OLUSISISEKO</b></p>	
	<p><b>Ingxoxo</b></p> <ul style="list-style-type: none"> <li>• Xoaxa nomntwana ngemozulu yosuku/kushushu/yabanda/kunomoya.</li> <li>• Xoxa ngesandi esisivayo xa simamele imvula,iindudumo,umoya obhudlayo.</li> <li>• Thetha ngelungu lomzimba ” ndlebe” elenza sive isandi/ingxolo.</li> <li>• Kufuneka sizinonophele iindlebe zethu.</li> </ul>	
<p><b>UMSEBENZI 2                    UBUGCISA BOKUBONWAYO</b></p>		



	<ul style="list-style-type: none"> <li>• Cula ingoma yemozulu kwiphepha -46 lencwadi yokusebenzela yesi-2.</li> <li>• Yenza intshukumo yomzimba,uqhwabe iizandla ingxolo ibephezulu iphinde ibephantsi.</li> </ul>	
<b>UMSEBENZI 3 IMITHAMBO</b>		
	<p>Dlala phandle:</p> <ul style="list-style-type: none"> <li>• Umntwana makaphume phandle ngaphezulu nangaphantsi kwe obstekle,agaqe,arhubuluze.</li> <li>• Sebenzisa ibhola ukwenza imisebenzi eyohlukeneyo.</li> </ul>	