


Mathematics worksheet

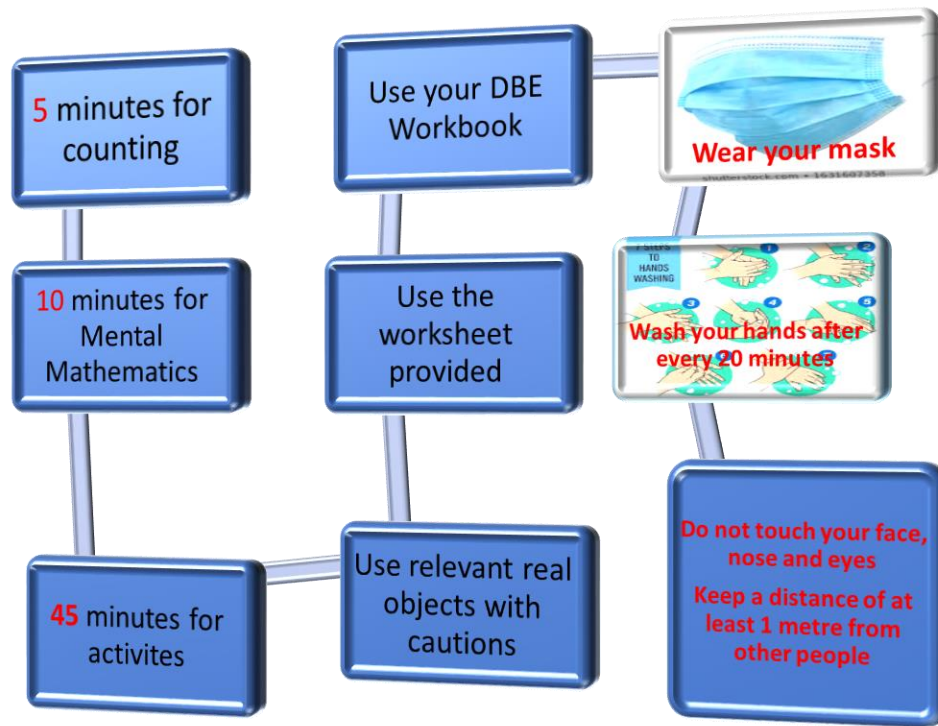
Week- ending 24- 28 August2020

Grade: 1

Name : _____

School: _____





Day 1

Concept: Length

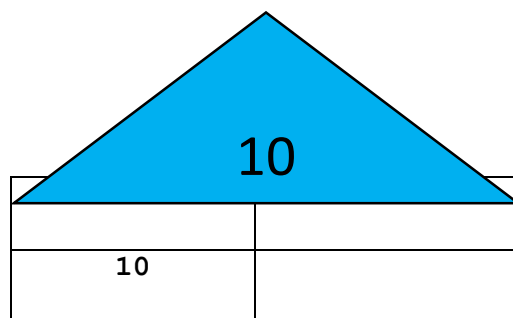
Activity 1: Counting (5 minutes)

1. Count real objects up to 40 (using any objects from home like bottle tops, stone etc.)

Count forwards in 1's from 0 to 40.
Count forwards in 2's from 0 to 40.

Activity 2 Mental Maths (10 minutes)

2.1 Bonds of 10







5	
2	
6	

2.2 What comes after?

11, _____	8, _____
10, _____	19, _____
14, _____	12, _____

Activity 3

3.2 Draw a circle around the shorter animal.



3.2 Draw a cross next to the shortest object. Circle the tallest object.



Day 2

Activity 1: Counting (5 minutes)

- 1.1 Count forwards in 5's from 15 to 35.
- 1.2 Count Backwards in 5's from 40 to 10
- 1.3 Count forwards in 10's from 10 to 40.
- 1.4 Count backwards in 10's from 50 to 10.

Activity 2 Mental Maths (10 minutes)

2.1 Answer the following questions?

2.1.1 What day of the week is today? _____

2.1.2 What day of the week was yesterday? _____

2.1.3 What number is 2 less than 5 _____?

2.1.4 What number is 3 more than 8 _____?

2.1.5 What number is 2 less than 11 _____?

2.3

Addition	
$4 + \underline{\quad} = 10$	$8 + \underline{\quad} = 16$
$10 + 2 + 2 =$	$10 + 10 + 10 =$
$10 = 7 + \underline{\quad}$	$15 = 5 + \underline{\quad}$

2.4

Subtraction	
$20 - 10 =$	$30 - 20 =$
$7 - 6 =$	$5 - 5 =$
$17 - 6 =$	$15 - 5 =$

Activity 3 Length


3.1 How many blocks make up the trees below?

A stylized illustration of a tree with a thick brown trunk and green foliage. Several red and yellow apples are hanging from the branches. On the ground at the base of the tree, there is a pile of fallen apples, some whole and some cut in half.A stylized illustration of an apple tree with a thick brown trunk and a full green canopy. Several red apples with yellow highlights are hanging from the branches. On the ground at the base of the tree, there are more apples, some whole and some cut into halves, along with some green leaves. The background is plain white.

Day 3

Activity 1: Counting (5 minutes)

1.1 Estimate, Count and write the number of apples.



I can see _____

1.2 Count.

2	4	6	8		12			18	20
22				30	32	34			

1.3 Count forwards in 5'.



= _____

Activity 2: Mental Maths


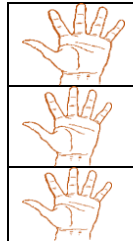
2.1 Recite any rhyme about the days of the week.

2.2 Which number comes after the following?

15, _____ 12, _____ 9, _____
17, _____ 27, _____ 10, _____

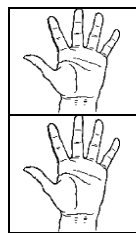

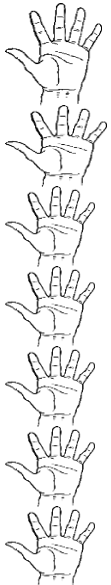
Activity 3 Length

3 Count the hands and write how tall are the pictures below.



The dog is _____ hands tall. The pig is _____ hands tall.

3.2 The pig is _____ than the dog (taller/ shorter).



3.3 The ladder is _____ hands tall.

3.4 The shoe is _____ hand tall.

3.5 What is the difference in hands between the banana and the ladder? _____

Day 4

Activity 1: Counting

1.1 Fill in the number grid below by counting and writing the missing numbers.

1	2					7			10
	12						18		
		23	24					29	
31				35					40

1.2 Count forward's in 5's from 5 to 40.

+5

5

+5

-5

+5

40

Activity 2: Mental Maths

2.1 What day of the week comes before Friday? _____

2.2 What day of the week is between Friday and Sunday? _____

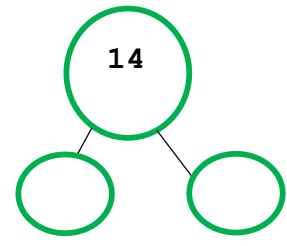
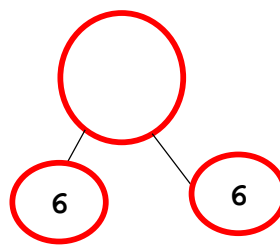
Addition

$6 + 4 = 4 + 6$


$1 + 9 = \square + \square = \square$

$8 + 2 = \square + \square = \square$


$7 + 3 = \square + \square = \square$

DoublesActivity: 3 Length


3.1 Order the pencils from the shortest to the longest using numbers 1 to 3.



1



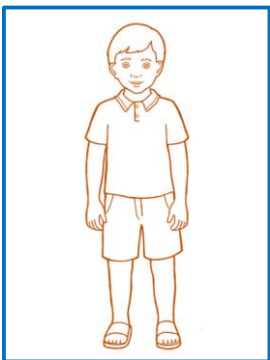
2




3

3.2 Estimate, measure, compare, record and order length.

Below are Miss Lesiba's children. Answer the following questions about them.



Jabu



Kim



Lona



Ben

3.2.1 Who is the Tallest? _____

3.2.2 Who is the shortest? _____

3.2.3 Who is standing between Jabu and Lona? _____

Day 5

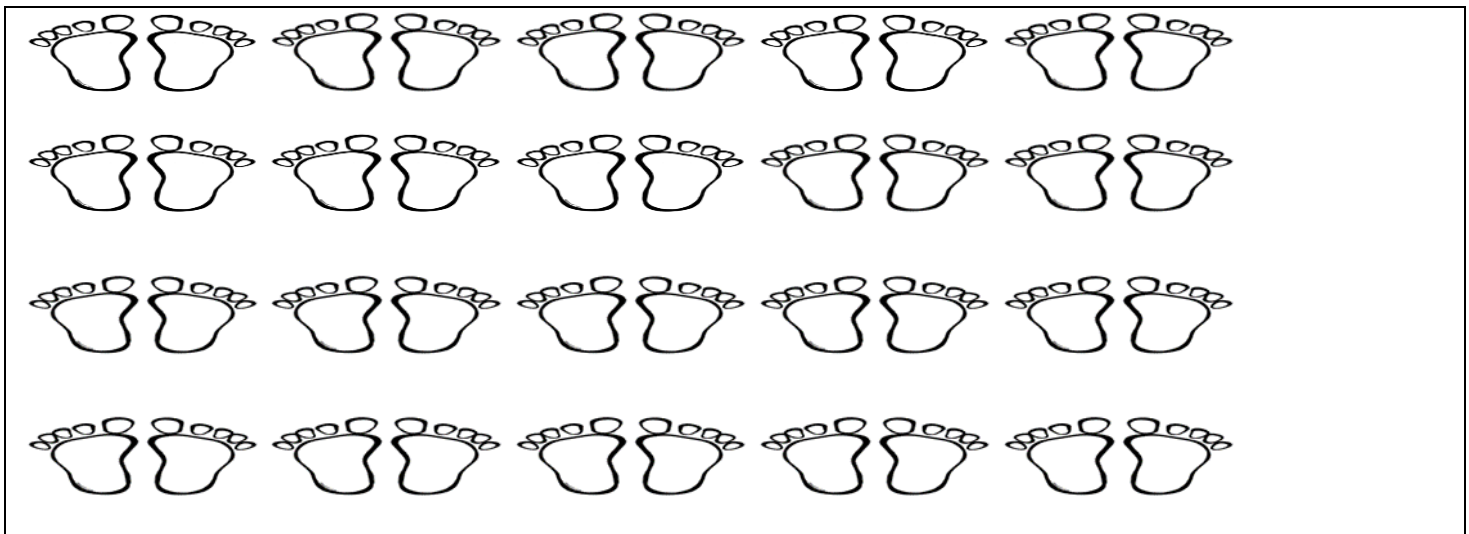
Activity 1: Counting

1.1 Count in multiples of 10's and fill in the missing numbers.

10				50	60				
----	--	--	--	----	----	--	--	--	--

1.2 Count forwards in multiples of 2's.

How many feet are in the picture below? _____



Activity 2 Mental Maths

2.1 What month is your birthday? _____

2.2 When do we eat breakfast? _____

2.3 When do we sleep? _____

Activity 3

3.1. Mother has 9 apples. She gives Phila 3 apples. How many apples does mother have now? _____

--

3.2. 8 -

Activity 4 Length



4.1 Circle the correct word in the brackets to complete your sentence.

4.1.1 The table is 6 shoes (wide/tall).

4.1.2 The table is 5 shoes (wide/tall).

Activity 5

DBE Workbook 1 Page: 64 and 65

DBE Workbook 2 Pages, 20, 21, 37, 64 and 65

Bingo!!!!

