

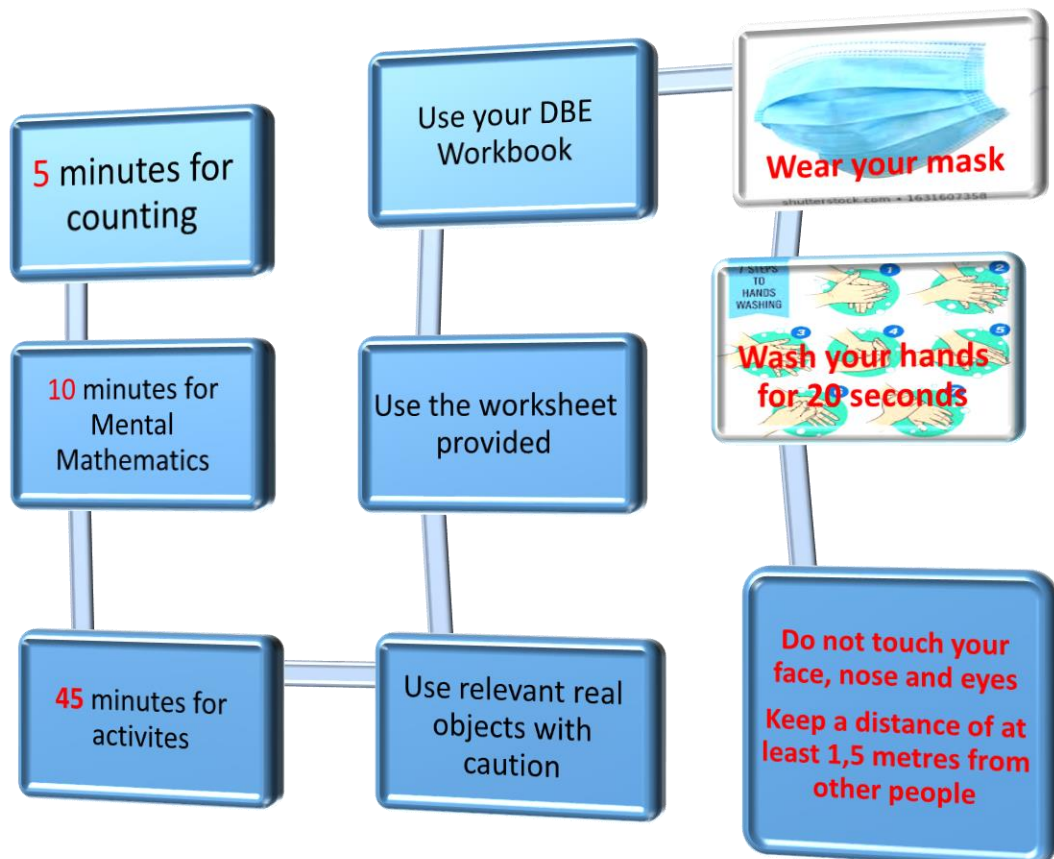



Mathematics worksheet Term 3 2020 Week 2 content as per the trimmed ATP

Grade 2

Name: _____

Date: _____



Maths is fun

Let us enjoy



Day 1 and 2

Number


Symbols 1- 120

Names 1- 30

Activity 1 Counting (orally)

Look at the picture below and answer the questions that follow

Objects



Estimation =

Count how many =

Activity 2 Mental Mathematics (written)

Counting in 1s, complete the table

Number before		Number after
	33	
	49	
	26	
	19	
	11	

- What day is between Sunday and Tuesday?
- What day is today?
- If the long arm of a clock is at 12 and the short arm is at 8, what time is it?

Activity 3

Fill in the missing numbers on the table below

1	2	3	4	5	6	7	8	9	10
11	12		14	15	16		18	19	20
21		23	24	25		27	28	29	30
31	32	33	34		36	37	38		40
41		43		45	46	47		49	50
	52	53	54	55	56		58	59	
61		63	64		66	67		69	70
71	72		74	75	76		78	79	
81		83			86		88		90
	92	93		95		97	98	99	100
									110
							118		

Activity 3

Write the correct number symbol or number name in the spaces provided.

Number symbol	Number name
20	



	Seventeen
19	
	Sixteen
13	
11	
	Thirty

Activity 4

Write number names from 20 to 25

Day 3 and 4

Describe

Compare

Order numbers

Activity 1 Counting (practically/ orally)

Collect 120 objects. They can be different in colour and size. Count them and sort them according to colour and size. How many objects in each colour? How many objects are of the same size?

Activity 2 Mental Mathematics (orally)

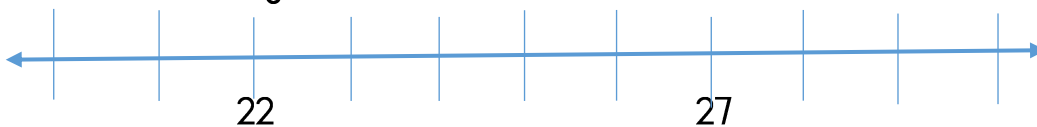
- At what time do you come to school?
- What day was yesterday?
- If the long arm in a clock is at 12 and the short arm is at 12, what is it?
- Look at numbers below and answer the questions that follow

25, 26, 27, 28 29 30

- ✓ Give 2 numbers before 30
- ✓ Which number is bigger than 28 but less than 30?
- ✓ What is 1 less than 30?
- ✓ Which number is the biggest?
- ✓ Which number is the smallest?

Activity 3

Fill in the missing numbers



Activity 4

Arrange the following numbers starting from smallest to biggest

19, 22, 30, 16, 27, 13

28, 18, 14, 29, 26, 15

Arrange the following numbers starting from biggest to smallest

12, 15, 8, 24, 3, 30



21, 12, 16, 15, 2, 29

Activity 5

Write at least 5 number bonds to 20

Example: 10 and 10 make 20



Day 5

Place value

Activity 1 Counting (practical/ oral)

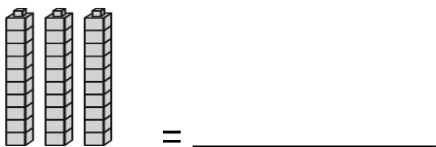
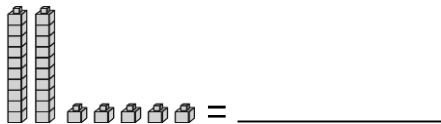
Collect 20 beans, 20 maize seeds, 20 stones, 20 bottle tops, 20 sticks and 20 spoons. Put them together and count them. How many objects do you get altogether?

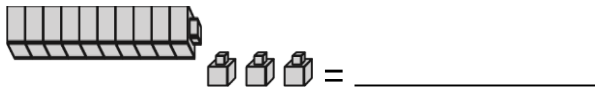
Activity 2 Mental Mathematics (written)

- Which number is the biggest?
12, 21, 30, 13 _____
25, 15, 3, 23 _____
- Which number is the smallest?
11, 21, 1, 10 _____
2, 14, 4, 0 _____
- Break down these numbers into tens and units
 - ✓ Example: 21 = 20 + 1 (2 tens and 1 unit)
 - ✓ 12 = _____
 - ✓ 20 = _____
 - ✓ 11 = _____
 - ✓ 10 = _____
 - ✓ 8 = _____
- At what time does your school start? _____
- At what time is your break time? _____
- After how many minutes are you supposed to wash your hands?

Activity 3

What number is shown by these base ten blocks





Activity 4 complete the table below

Number	Break down	Number of tens	Number of units
23	20 + 3	2	3
21			
30			
18			
11			
12			

Activity 5

What is the value of the underlined digit?

- $\underline{2}2 = \underline{\hspace{2cm}}$
- $1\underline{2} = \underline{\hspace{2cm}}$
- $30\underline{0} = \underline{\hspace{2cm}}$
- $\underline{2}7 = \underline{\hspace{2cm}}$
- $2\underline{9} = \underline{\hspace{2cm}}$

