

GRADE 1 HOME LANGUAGE

Ann goes to the doctor



ENGLISH

Level:

3

Book

2



Group-guided reading

Before reading

- Page through the story the learners will read. Talk about the illustrations.
- Ask them to predict what the story will be about; based on the title and the pictures.
- Introduce new or difficult words prior to the learners reading the story.
- Make word cards to introduce new vocabulary. (See the list of new vocabulary in the back inner cover.)

First reading

- Learners should read the text individually.
- Learners should read silently or they can 'whisper-read' the text.
- Move from one learner to the next, requesting each learner to read a section of the text aloud.

Discussion

- Ask comprehension questions based on the text.
- Focus on phonics, sight words and vocabulary.
- You will find the activities in the back of this book useful to guide the discussion. (Select appropriate activities for the level of the learners.)

Second reading

- On later days, let learners reread the book, either in pairs or alone.
- Focus on fluency, grammar and vocabulary.
- Let learners complete the group-guided activities which are included in the back of this book. (Select appropriate activities for the level of the learners.)

*Let learners do a role play
if the text lends itself to it.*



*Learners should do the group-reading
activities after reading the story.*

*Let learners work in groups to complete the
appropriate group-reading activities included
in the back of the book. They should not
write in this book. Written activities should
be done in their exercise books.*

Ann goes to the doctor



Today Ann feels sick.

Ann feels hot.

She tells Bobo her teddy,
"I feel sick. I feel hot."





Ann's mother takes her
to the doctor. Mother
tells the nurse that Ann
is feeling sick.

"Ann is very hot," says
mother.


Soon the doctor calls Ann.





"Hello Ann, how are you feeling?" asks the doctor.

Ann tells the doctor that she feels sick. The doctor says she will need to give Ann a check-up.







"Let's see how heavy you are,"
says the doctor.

"Good, you weigh 25 kilograms"
says the doctor.

"Let's see how tall you are,"
says the doctor.

"You are 125 centimetres tall,"
says the doctor.



The doctor feels Ann's stomach.



It didn't hurt.

The doctor listens to Ann's chest.



It didn't hurt.

The doctor looks into Ann's ears.



It didn't hurt.

The doctor looks in Ann's mouth.




It didn't hurt.

The doctor tells Ann, "You are sick. You have flu. I need to give you an injection and some medicine."

The doctor then gives Ann an injection. It hurts a bit.

"Ouch!" cries Ann.



Ouch!




Then Ann asks the doctor to help Bobo.

"Doctor, Bobo is also sick," Ann tells the doctor.

"Oh Bobo, are you also sick?" the doctor asks.

The doctor listens to Bobo's chest.



It didn't hurt.

Then the doctor puts a plaster
on Bobo's leg.

"Now you will feel better," the
doctor tells Bobo.



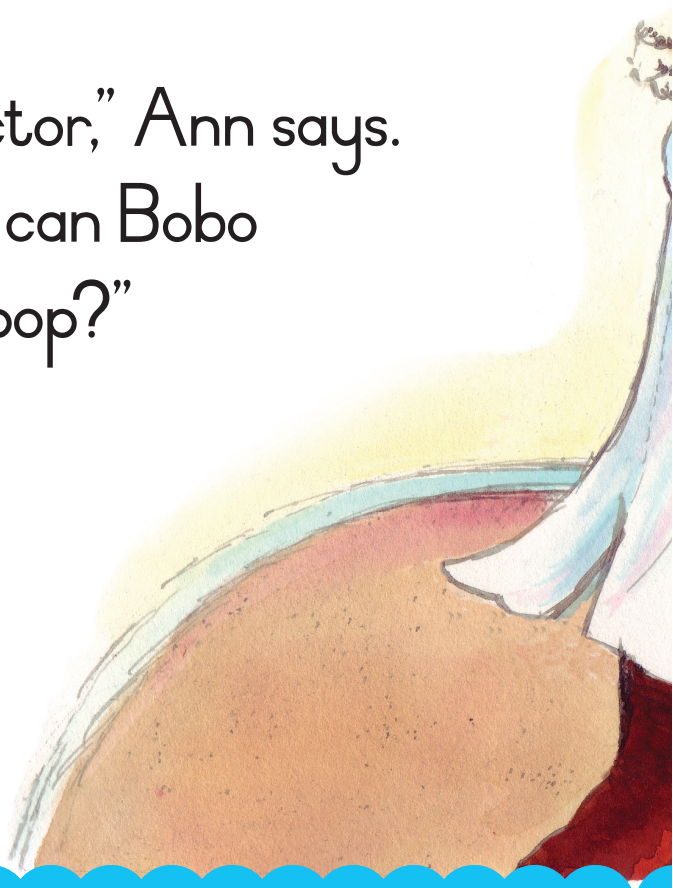
The doctor gives Ann some medicine. Ann must take one teaspoon of medicine three times a day.

She also gives Ann a lollipop.


"You were a brave girl, Ann," says the doctor.

"Thank you doctor," Ann says.

"Please doctor, can Bobo also have a lollipop?"



"Oh yes!" says the doctor.
"Bobo can have
two lollipops."



How to look after a sick teddy.



Does your teddy feel hot?
Give your teddy his
medicine.
Read your teddy a story.





Put your teddy in bed.
Give your teddy soup.
Make your teddy
a get well card.
Give your teddy a hug.



Group reading activities



1

Look at the pictures.

Tell your friend which picture should be first, second, third and fourth.

Tell the story to your friend using the pictures.



2

Talk about the following:

- What is the title of the story?
- What did the doctor do to Ann?
- What did the doctor do to Bobo?



3 Role play the story.



4 Look at the sounds in the first box. Find the same sounds in the words in each row.

ch-	chest	cheese	chips
ch-	such	much	lunch
-ck	lick	kick	sick
sh-	she	show	ship
-sh	wish	wash	dish



5 Fill in one of these sounds to complete the words so that they match the picture.

-ck

-ch

-sh



sti__



lun__



wa__



di__



- 6 Find sentences in the story with the following punctuation marks and write them in your exercise book:

A full stop (.) and a question mark (?)



- 7 Look at the picture.
Write 2 sentences about the picture.



- 8 Make a get well card for Ann.

Dear Ann.

Get well soon!

From _____



Draw a picture.

GRADE 1 HOME LANGUAGE



Book 2

<i>Title:</i>	Ann goes to the doctor
<i>Language:</i>	English
<i>Level:</i>	Grade 2 Home Language Reader Level 3 Book 2
<i>Text type:</i>	Narrative
<i>Sight words:</i>	then, I, we, the, am, she, her, give, sick, ears, mouth, it, says
<i>Vocabulary:</i>	doctor, check-up, weighs, stomach, chest, injection, medicine, nurse, listens, temperature
<i>Phonics:</i>	th, ch, ck, sh
<i>Content, concepts and skills:</i>	<ul style="list-style-type: none">▪ Sequence pictures and re-tell the story▪ Role play▪ Rhyming words▪ Alphabetical order▪ Punctuation . ?▪ Ask and answer questions▪ Talk about the story (beginning, middle, end)▪ Write three sentences about the story.▪ Illustrate sentences.

The CAPS requires teachers to allocate some time each day for focused group-guided reading.

In group-guided reading, teachers guide learners of a similar reading level, to read the same book, in a group.

The reading session should include a range of word attack skills and comprehension strategies that children require when reading.

Reading effectively also requires "text talk" between the teacher and learners, and amongst the children in the group. These books include a number of "text talk", comprehension and other related activities to help teachers direct group reading in their classes.

ISBN 978-1-4315-2333-7



9 781431 523337



ISBN 978-1-4315-2333-7

**THIS BOOK MAY NOT
BE SOLD.**



basic education

Department:
Basic Education
REPUBLIC OF SOUTH AFRICA

Published by the Department of Basic Education
222 Struben Street, Pretoria
South Africa

© Department of Basic Education
First edition 2016

The Department of Basic Education has made every effort to trace copyright holders but if any have been inadvertently overlooked, the Department will be pleased to make the necessary arrangements at the first opportunity.

Author: V McKay

Other books in the Grade 1 Home Language Bookshelf:

Level:

1

Frog goes to school

I can read

We all go to school

Animal Sports Day

Level:

2

We love soccer

Dressing-up

Ben finds a new friend

Chuck the truck

Level:

3

The litte red hen

Ann goes to the doctor

Dudu's dream