

The CAPS requires teachers to allocate some time each day for focused group-guided reading.

In group-guided reading, teachers guide learners of a similar reading level, to read the same book, in a group.

The reading session should include a range of word attack skills and comprehension strategies that children require when reading.

Reading effectively also requires "text talk" between the teacher and learners, and amongst the children in the group. These books include a number of "text talk", comprehension and other related activities to help teachers direct group reading in their classes.

ISBN 978-1-4315-XXXX-X



ISBN 978-1-4315-xxx-x

**THIS BOOK MAY NOT
BE SOLD.**



basic education

Department:
Basic Education
REPUBLIC OF SOUTH AFRICA

Published by the Department of Basic Education
222 Struben Street, Pretoria
South Africa

© Department of Basic Education
First edition 2016

The Department of Basic Education has made every effort to trace copyright holders but if any have been inadvertently overlooked, the Department will be pleased to make the necessary arrangements at the first opportunity.

Author: V McKay

Other books in the Grade 2 Home Language Bookshelf:



Sisi makes a new friend

It's a dog's life

How Zebra got its stripes

Jerry loves reading



Bubu gets lost

That's what friends are for

The Ugly Duckling




Bheki's new bike

Animals at sea

Wendy Whale to the rescue

Sisi makes new friends



ENGLISH

Level:

1

Book

1



Group-guided reading

Before reading

- Page through the story the learners will read. Talk about the illustrations.
- Ask them to predict what the story will be about; based on the title and the pictures.
- Introduce new or difficult words prior to the learners reading the story.
- Make word cards to introduce new vocabulary. (See the list of new vocabulary in the back inner cover.)

First reading

- Learners should read the text individually.
- Learners should read silently or they can 'whisper-read' the text.
- Move from one learner to the next, requesting each learner to read a section of the text aloud.

Discussion

- Ask comprehension questions based on the text.
- Focus on phonics, sight words and vocabulary.
- You will find the activities in the back of this book useful to guide the discussion. (Select appropriate activities for the level of the learners.)

Second reading

- On later days, let learners reread the book, either in pairs or alone.
- Focus on fluency, grammar and vocabulary.
- Let learners complete the group-guided activities which are included in the back of this book. (Select appropriate activities for the level of the learners.)

*Let learners do a role play
if the text lends itself to it.*



*Learners should do the group-reading
activities after reading the story.*

*Let learners work in groups to complete the
appropriate group-reading activities included
in the back of the book. They should not
write in this book. Written activities should
be done in their exercise books.*

GRADE 2 HOME LANGUAGE



Book 1

<i>Title:</i>	Sisi makes new friends
<i>Language:</i>	English
<i>Level:</i>	Grade 2 Home Language Reader Level 1 Book 1
<i>Text type:</i>	Narrative
<i>Sight words:</i>	today, are, next, your, she, was, where, another, come, make
<i>Vocabulary:</i>	loaded, moving, friends, afraid, teacher, lonely, butterflies, uniform, teacher, whispered
<i>Phonics:</i>	th-, -th, sh-, -sh, -ch, ch-, wh-, st-, fr-, br-, pl-, oo, ee, ea, ie, ei, ai, ou
<i>Content, concepts and skills:</i>	<ul style="list-style-type: none">▪ Describe pictures.▪ Sequence pictures in the correct order.▪ Use pictures to re-tell the story.▪ Sequence events in the correct order.▪ Role play the story.▪ Write down own rhyming words.▪ Write down the past tense of words.▪ Find words with the following sounds in the story: -ch, -sh, -nd, and wh-.▪ Find sentences in the story with the following punctuations: full stop, comma, question mark and exclamation marks.▪ Read and answer comprehension questions.▪ Complete mind map about the story.▪ Write the story in your own words, six sentences.▪ Draw a picture for the story.


Sisi makes new friends



Sisi hopped onto the truck.
Everything was loaded and they
were now moving to a new house,
in a new town, where Sisi will go
to a new school.

“Mom do you think I will make
new friends?” asked Sisi.


“Yes you will my dear,” said Mom.



On the first day at her new school,
Sisi was sad. She did not have any
friends. "Who will be my friend?"
she said to herself.

"I don't know anyone," she thought.
"How will I make new friends?"

"Bye mom" Sisi called out as she
went off to school. I hope I meet
a friend.



Sisi went into her new Grade 2 classroom. She was afraid and her heart was beating, thump, thump, thump.

She had a new uniform, new books and a new teacher! She sat at a new desk, next to a new boy called Sam.

“I wonder if Sam will be my friend,” she thought.




The bell rang for break and Sam ran off to play. He had friends!

Poor Sisi watched the children play. She wanted to play with them but she was too shy to ask. No one saw Sisi standing alone.

"I feel so lonely."

I wish I could
play too.



The next day Sisi saw Mandu sitting alone and looking very sad.

Mandu was feeling sad because she did not bring her lunch box to school. Mandu was hungry. She saw Jim and Jabu eating their lunch.

“I wish I had something to eat,” she said softly.



Sisi saw that Mandu was sad.

"What's wrong, Mandu?" Sisi asked. "Did you forget your lunch at home?"

"Yes, and I am very hungry," Mandu said

"Don't worry Mandu," Sisi said, "I will share my lunch with you."



Sisi shared her lunch with Mandu.

"Mmm!" Mandu said.

"This sandwich is yummy! Thank you, Sisi. Thank you for caring," Mandu said.

Sisi had a new friend!




Ben the dog was very happy
because Sisi had a new friend.

“Woof, woof!” he barked.

The children ran to see why Ben
was barking.

“Hi Sisi!” they called, “come and
play with us.”



Now Sisi had lots of new friends.

She liked her new school. She had fun with her new friends. Changing schools was not so bad after all.

Making friends is easy
if you are kind and caring!



How to make friends



Sometimes it is hard to make new friends.
What should you do?



😊 Make the first move.
Say Hello and tell
your name.

😊 Join after school
activities.





Make sure you are clean
and tidy.



Remember
their names.



Be kind.



Be good.



... Be helpful and caring



Group reading activities



1

Look at the pictures.

Tell your friend what happens in each picture.

Tell your friend which picture should be first, second and third.

Use the pictures to help you retell the story to your friend.



2

Put the following sentences in the correct order and then read them to your friend.

- | | |
|----|-----------------------------------|
| a. | She waves good bye to her mother. |
| b. | Sisi shares her lunch with Mandu. |
| c. | Sisi sits with Sam. |
| d. | Mandu is very hungry. |
| e. | Today Sisi moves to a new house. |



3 Role play the story.

Complete this activity.

4



- a. Write down two of your own words that will rhyme with:

bought

care

lunch

day

- b. Write the past tense of these words:

wave

go

sit

call

move

share

play

forget

hop

say

- c. Find words with the following sounds in the story and write them down:

-ch

-th

-nd

wh-

- d. Find sentences in the story with the following punctuation marks and write them down:

.

,

?

!

" "



5 Talk about the story:

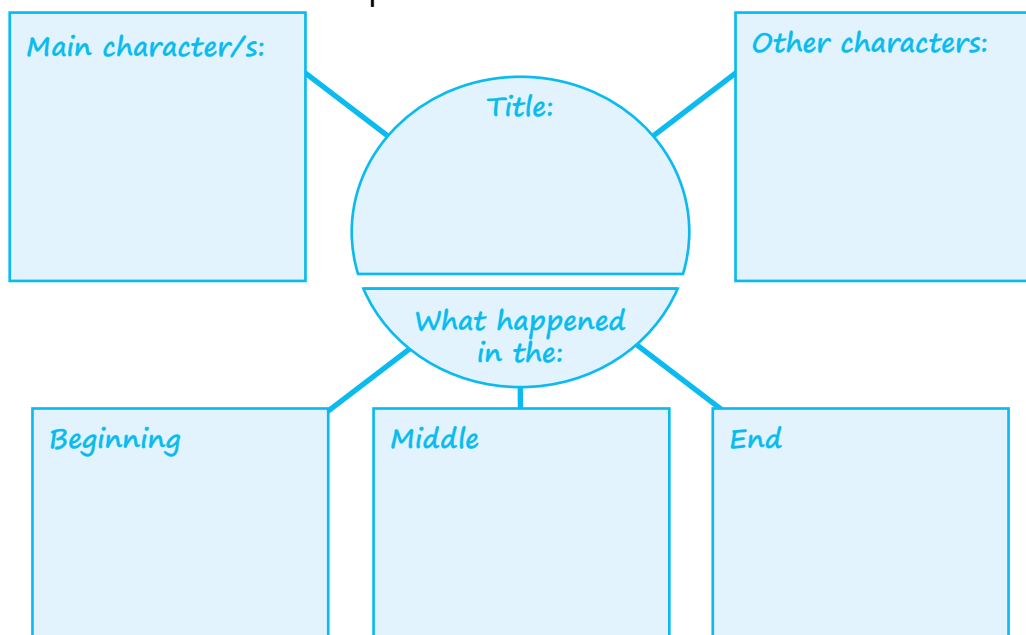
- What is the title of the story?
- Who are the main characters in the story?
- Why did Sisi go to a new school?
- What does it mean when we say "Sisi had butterflies in her tummy"?

- e. Have you ever felt butterflies in your tummy? If so, why?
- f. Why do you think Sisi was too shy to ask the children if she could play with them?
- g. What did Ben do to help Sisi?
- h. How do we know that Sisi was a good friend to Mandu?
- i. What do you look for in a good friend?
- j. Can you think of another ending for the story?
- k. What question do you want to ask your teacher about this story?



6

Re-draw the mind-map in your exercise book and complete it.



7

Write the story in about six sentences.
Then draw a picture of your story.