

# Ann goes to the doctor

The CAPS require teachers to set aside some time each day for focused group guided reading. Group guided reading requires learners of a similar reading level to read the same text, in groups, under the direction of the teacher.

The teacher should plan the reading session to include a range of word-attack and comprehension strategies that the children will need when reading.

The strategy also requires "text talk" between the teacher and learners, and between the children in the group. These books include a number of "text talk", comprehension and other related activities to help teachers to direct group reading in their classes.

## Other books in the IIAL Grade 2 Bookshelf:

Level:

1

Dressing up OR  
The school concert

The three little pigs

Ann goes to the doctor

Level:

2

Bubu the elephant gets lost

The little red Hen

Ben finds a new friend

Level:

3

How the Zebra got its stripes

Jerry visits the library

A forgotten birthday



Level:

1

Book

3

ENGLISH

ISBN 978-1-4315-0048-2



9 781431 500482



ISBN 978-1-4315-00??-?

**THIS BOOK MAY NOT  
BE SOLD.**



**basic education**

Department:  
Basic Education  
REPUBLIC OF SOUTH AFRICA



## Group guided reading

### Before reading

- Page through the story they will read. Talk about the illustrations.
- Ask learners to predict the story based on the title and the pictures.
- Introduce new or difficult words prior to the learners reading the story.
- Make word cards to introduce new vocabulary. (See the list of new vocabulary on the back inner cover.)

### First reading

- Learners should read the text individually.
- Learners should read silently or they can 'whisper read' the text.
- Move from one learner to the next, requesting each learner to read a section of the text aloud.

### Discussion

- Ask comprehension questions based on the text.
- Focus on phonics, sight words and vocabulary.
- You will find the activities at the back of this book useful to guide the discussion. (Select appropriate activities for the level of the learners.)

### Second reading

- On subsequent days, let learners re-read the book, either in pairs or alone.
- Focus on fluency, grammar and vocabulary.
- Let learners complete the group guided activities which are included at the back of this book. (Select appropriate activities for the level of the learners.)



Let learners do role play if the text lends itself to it.



Learners should do the group reading activities after reading. Let learners work in groups to complete the appropriate group reading activities included at the back of the book. They should not write in this book. Written activities should be done in their exercise books.

## IIAL GRADE 2



## Book 3

Title:	Ann goes to the doctor
Language:	English
Level:	IIAL Grade 2 Level 1 Book 3
Text type:	Narrative
Sight words:	then, I, we, the, am, she, her, give, sick, ears, mouth, it, says
Vocabulary:	doctor, check-up, weighs, stomach, chest, injection, medicine, nurse, listens, temperature
Phonics:	th, ch, ck
Content, concepts and skills:	Sequence pictures and re-tell the story Role play Rhyming words Alphabetical order Punctuation (. ?) Ask and answer questions Talk about the story (beginning, middle, end) Write 2 sentences about the story. Illustrate sentences.



# Ann goes to the doctor




Today Ann feels sick.

Ann feels hot.

She tells Bobo her  
teddy "I feel sick.  
I feel hot."

She hugs Bobo.







"Mama, I am sick," said Ann.

"Ann, you are hot," said her mother.





Mother took Ann to  
the doctor.

Mother tells the  
nurse that Ann is  
sick.






They wait.  
Then the doctor calls Ann.

"Hello Ann. Let me give  
you a check-up," said the  
doctor.


Ann tells the doctor that  
she feels hot and sick.








The doctor  
weighs Ann.



"Let's see how tall  
you are," said the  
doctor.



The doctor felt Ann's stomach.  
It didn't hurt.



The doctor listened to  
Ann's chest.  
It didn't hurt.



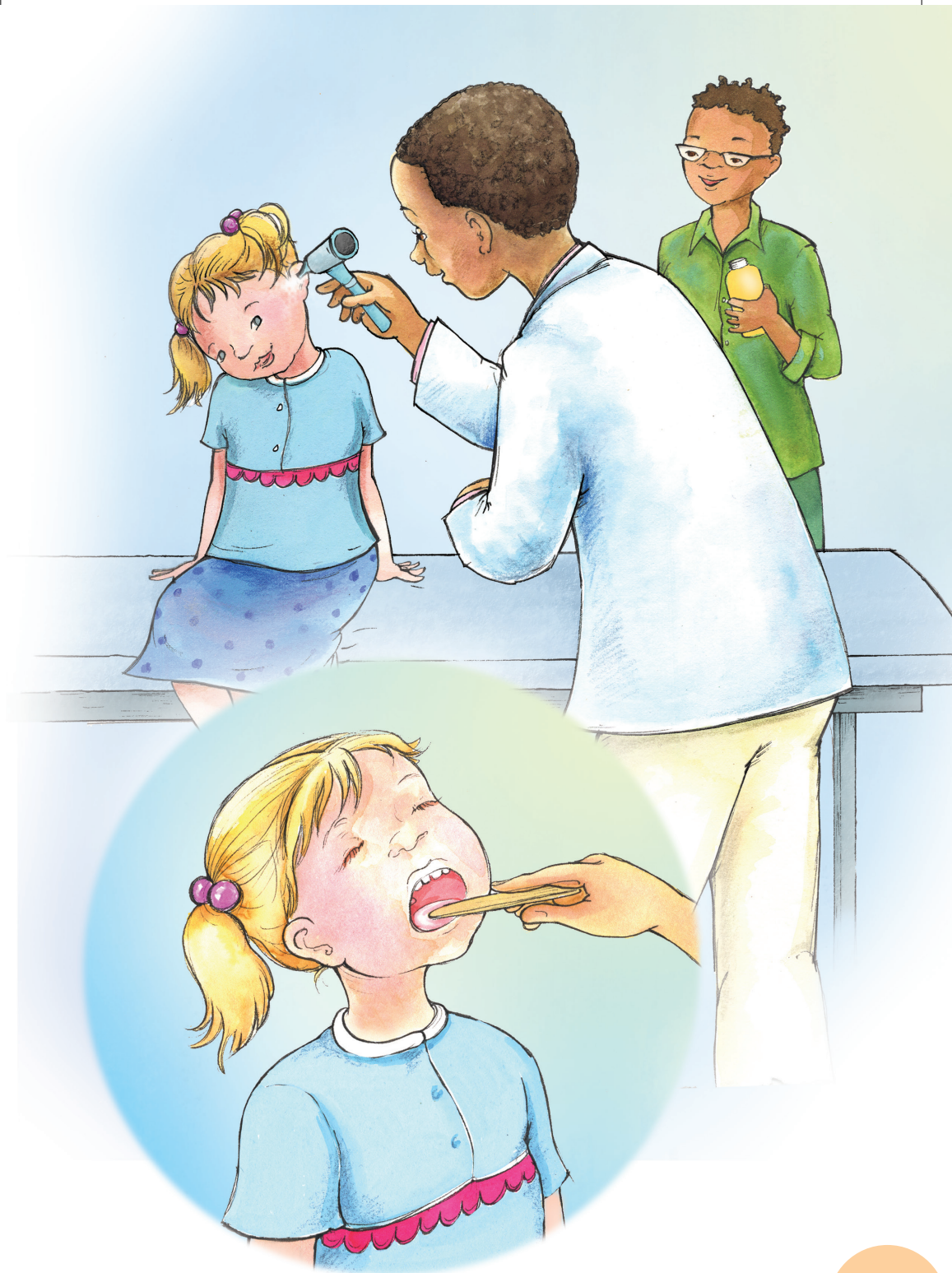


The doctor looked into Ann's  
ears.

It didn't hurt.

The doctor looked in Ann's  
mouth.

It didn't hurt.



The doctor gave Ann  
an injection. It hurt a  
bit.

"Ouch!" said Ann.







Then Ann put Bobo on the bed.

"Doctor, Bobo is also sick," said Ann.

The doctor listened to Bobo's chest.  
It didn't hurt.

Then the doctor put a band aid on Bobo's leg.  
"Now you will feel better Bobo," said the doctor.










The doctor gave Ann some medicine.

Ann must take one teaspoon of medicine three times a day.

She also gave Ann a lollipop.





# How to look after a sick teddy.



Take your teddy's temperature.

Give your teddy his medicine.

Read your teddy a story.







Put your teddy in bed.  
Give your teddy soup.  
Make your teddy  
a get well card.  
Give your teddy a hug.



# Group reading activities



- 1 Look at the pictures.  
Tell your friend what happens in each picture.  
Tell your friend which picture should be first, second, third and fourth.  
Re-tell the story to your friend using the pictures.



- 2 Role play the story.



3

Find a word in each row that rhymes with the first word.

chest	chop	rest	with
sick	sack	rack	kick
look	book	lock	lot
teddy	hot	burn	daddy
hot	not	cot	log
bug	slug	rug	bed



4

Write these words in alphabetical order in your exercise book.

mouth	
ear	
chest	
stomach	
leg	





5

Find sentences in the story with the following punctuation marks and write them in your exercise book:  
*full stop* and *question mark*.



6

Talk about the following:

1. What is the title of the story?
2. Who are the characters in the story?
3. What did the doctor do to Ann?
4. What did the doctor do to Bobo?



7

Now talk about the story.

1. What happens in the beginning?
2. What happens in the middle?
3. How does the story end?



8

Write the story in 2 sentences and draw a picture for your story.

