

The CAPS require teachers to set aside some time each day for focused group guided reading. Group guided reading requires learners of a similar reading level to read the same text, in groups, under the direction of the teacher.

The teacher should plan the reading session to include a range of word-attack and comprehension strategies that the children will need when reading.

The strategy also requires "text talk" between the teacher and learners, and between the children in the group. These books include a number of "text talk", comprehension and other related activities to help teachers to direct group reading in their classes.

ISBN 978-1-4315-2159-3



9 781431 521593



ISBN 978-1-4315-2159-3

**THIS BOOK MAY NOT
BE SOLD.**



basic education

Department:
Basic Education
REPUBLIC OF SOUTH AFRICA

Other books in the IIAL Grade 2 Bookshelf:

Level:

1

Dressing up

The three little pigs

Ann goes to the doctor

Level:

2

Bubu the elephant gets lost

The Little Red Hen

Ben finds a new friend

Level:

3

How the Zebra got its stripes

Jerry visits the library

A forgotten birthday

IIAL GRADE 2

The Little Red Hen



ENGLISH

Level:

2

Book

2



Group guided reading

Before reading

- Page through the story they will read. Talk about the illustrations.
- Ask learners to predict the story based on the title and the pictures.
- Introduce new or difficult words prior to the learners reading the story.

First reading

- Learners should read the text individually.
- Learners should read silently or they can 'whisper read' the text.
- Move from one learner to the next, requesting each learner to read a section of the text aloud.

Discussion

- Ask comprehension questions based on the text.
- Focus on phonics, sight words and vocabulary.
- You will find the activities at the back of this book useful to guide the discussion. (Select appropriate activities for the level of the learners.)

Second reading

- On subsequent days, let learners re-read the book, either in pairs or alone.
- Focus on fluency, grammar and vocabulary.
- Let learners complete the group guided activities which are included at the back of this book. (Select appropriate activities for the level of the learners.)



Let learners do role play if the text lends itself to it.



Learners should do the group reading activities after reading. Let learners work in groups to complete the appropriate group reading activities included at the back of the book. They should not write in this book. Written activities should be done in their exercise books.



<i>Title:</i>	The Little Red Hen
<i>Language:</i>	English
<i>Level:</i>	IIAL GRADE 2 Level 2 Book 2
<i>Text type:</i>	Narrative
<i>Sight words:</i>	found, some, asked, herself, into, when, who, little, help, myself
<i>Vocabulary:</i>	wheat, duck, goose, duckling, gosling, piglet, grind, calf, puppy, kitten, ground, flour, horse, sheep, donkey, chicks
<i>Phonics:</i>	-at, -en, -ig, -og, -ed, bl, gr, th, wh, sh
<i>Content, Concepts and Skills:</i>	Use pictures to re-tell the story. Answer questions about the story. Write two sentences about the story. Illustrate sentences. Rhyming words (word families).

The little red hen



One day, little red hen
found some wheat.


“Who will help me plant
this wheat?” she asked.


“Not I,” said the duck.

“Not I,” said the goose.

“Not I,” said the pig.

So she planted it herself.






The wheat grew into
a tall plant.

“Who will help me cut
this wheat?” asked the
little red hen.






"Not I," said the duckling.

"Not I," said the gosling.

"Not I," said the piglet.

So she cut it herself.



When the wheat was cut, the little red hen asked, "Who will help me tie the wheat?"




"Not I," said the cow.


"Not I," said the dog.

"Not I," said the cat.

So she tied it herself.



Then the little red hen
asked, "Who will help
me grind the wheat?"






"Not I," said the calf.
"Not I," said the puppy.
"Not I," said the kitten.
So she ground it herself.



When the wheat was
ground into flour, the
little red hen asked,
“Who will help me
make some bread?”





"Not I," said the horse.
"Not I," said the sheep.
"Not I," said the donkey.
So she made the bread
herself.




When the bread was baked,
the little red hen asked,
“Who will help me eat
the bread?”

“We will!,” said all
the animals.

“No, you won’t,” said the
little red hen.

“I’ll eat it myself.”





She called her little chicks and
said "Come and eat this bread."

And so they did.





Group reading activities



1

Tell the story in your own words to your friend using the following 4 pictures.



2


Your teacher will ask you the following questions. Answer them orally in your groups.

1. What is the name of the story?
2. Who is the main character in the story?
3. What did she want to make?
4. Who helped her to make it?
5. Who ate what she made?
6. What do we call the babies of a: duck, goose, pig, cow, dog, cat and a hen?
7. Which words can you find in the story that begins with a sh—.
8. Which words can you find in the story that ends with —ed.



3

Write 2 sentences about the story. Then draw a picture to illustrate your sentences.

	"Not I," said the _____.
	"Not I," said the _____.
	"Not I," said the _____.
	"Not I," said the _____.



4

Write down the first word of every row in your exercise book. Then write down the words in each row that rhyme next to it.

hen	pen	ten	tin	men
pig	dig	big	peg	fig
dog	bag	log	fog	jog
cat	rat	set	bat	fat