

The CAPS require teachers to set aside some time each day for focused group guided reading. Group guided reading requires learners of a similar reading level to read the same text, in groups, under the direction of the teacher.

The teacher should plan the reading session to include a range of word-attack and comprehension strategies that the children will need when reading.

The strategy also requires "text talk" between the teacher and learners, and between the children in the group. These books include a number of "text talk", comprehension and other related activities to help teachers to direct group reading in their classes.

ISBN 978-1-4315-2155-5



9 781431 521555



ISBN 978-1-4315-2155-5

**THIS BOOK MAY NOT
BE SOLD.**



basic education

Department:
Basic Education
REPUBLIC OF SOUTH AFRICA

Other books in the IIAL Grade 2 Bookshelf:

Level:

1

Dressing up

The three little pigs

Ann goes to the doctor

Level:

2

Bubu the elephant gets lost

The Little Red Hen

Ben finds a new friend

Level:

3

How the Zebra got its stripes

Jerry visits the library

A forgotten birthday

IIAL GRADE 2

A forgotten birthday



ENGLISH

Level:

3

Book

3



Group guided reading

Before reading

- Page through the story they will read. Talk about the illustrations.
- Ask learners to predict the story based on the title and the pictures.
- Introduce new or difficult words prior to the learners reading the story. Make word cards to introduce new vocabulary. (See the list of new vocabulary on the back inner cover.)

First reading

- Learners should read the text individually.
- Learners should read silently or they can 'whisper read' the text.
- Move from one learner to the next, requesting each learner to read a section of the text aloud.

Discussion

- Ask comprehension questions based on the text.
- Focus on phonics, sight words and vocabulary.
- You will find the activities at the back of this book useful to guide the discussion. (Select appropriate activities for the level of the learners.)

Second reading

- On subsequent days, let learners re-read the book, either in pairs or alone.
- Focus on fluency, grammar and vocabulary.
- Let learners complete the group guided activities which are included at the back of this book. (Select appropriate activities for the level of the learners.)



Let learners do role play if the text lends itself to it.



Learners should do the group reading activities after reading. Let learners work in groups to complete the appropriate group reading activities included at the back of the book. They should not write in this book. Written activities should be done in their exercise books.



<i>Title:</i>	A forgotten birthday
<i>Language:</i>	English
<i>Level:</i>	IIAL GRADE 2 Level 3 Book 3
<i>Text type:</i>	Narrative
<i>Sight words:</i>	saw, then, next, poor, me, look, today, birthday
<i>Vocabulary:</i>	father, mother, sister, cousin, uncle, aunt, grandmother, grandfather, remember, forgot, recipe, flour, spaceship, dinosaur
<i>Phonics:</i>	-ing, -ed, oo, silent e
<i>Content, concepts and skills:</i>	Present continuous tense Describe feelings Name family members/relatives Answer questions based on text Role play Sequence pictures and re-tell story

A forgotten birthday




Today is Sunday. It is Mandla's
8th birthday. Mandla was sad.
No one remembered his birthday.

Poor me!



He saw his father
carrying firewood.
He saw his sister riding
her bike.



He saw his mother watering
the garden.

Then Mandla saw his grandmother
and grandfather at the gate.
“Oh no!” Mandla said. “Now, no one
will remember my birthday. They
will all just sit and talk and talk.”



Then Mandla saw his uncle Tom,
aunt Mapula and his cousins
Thabo and Nomsa.



Soon after, Mandla saw his best friend Steve, with his sister at the gate. Steve had his school bag on his back.

“Steve wants to do homework on my birthday!” Mandla said to himself.

“Did Steve forget that today is my birthday?”

Hi Mandla!



I am going to make my own birthday cake.



Mandla felt very sad. He went into the kitchen.

“No one remembered my birthday and so I will bake my own cake,” he thought.




He took his mother's recipe book.
"I need eggs and milk and sugar
and flour and ..."



“Mandla!” his sister Thandi called.
“Mom said you must come outside
because Steve has come to visit.”




Thandi looked at the mixing bowl
and spoon.
“Are you baking?” she asked.



“Let me tell mom you are busy baking,” said Thandi, as she ran through the door.

Mandla followed her. “I am coming, I am coming Thandi,” he said.





Mandla walked out into the back garden. Surprise! Surprise! Happy birthday to you! "Wow! I thought that you forgot my birthday!" shouted Mandla.



“Blow out the candles!”
shouted Thabo.

“Open your presents!”
shouted Steve.

Mandla opened his presents.
He was very excited.
“I always wanted a spaceship!”
“Wow! Look at this dinosaur!”
“Thank you for this book!”
“Thank you for remembering
my birthday!”

Happy birthday
to you!



Group reading activities



1 Look at the following pictures. Tell your friend what is happening in each picture.



2 Look at the following picture. Point to the people in the picture and say who they are. Use these words to help you.

cousin

father

mother

grandmother

grandfather

aunt

uncle

sister

friend

Jabu





3

Draw a picture of your family in your exercise book. Point to the people in your picture and say who each person is.




4

Look at the picture of the party on page 22. Tell your friend what food you see.



5

What other food would be good for a party.





6

Write down the first word in every row in your exercise book. Then write the words in each row that rhyme with it.

cake	take	make	same	bake
sad	bad	glad	bed	had
fun	run	ran	one	sun
book	look	lock	took	take



Happy birthday to you,
Happy birthday
to you,
Happy birthday ...
dear friend,
Happy birthday
to you.

